FIRST FLOOR KITCHEN F30

SHOPFRONT	TYPE: D1	1 off
ELEVATION	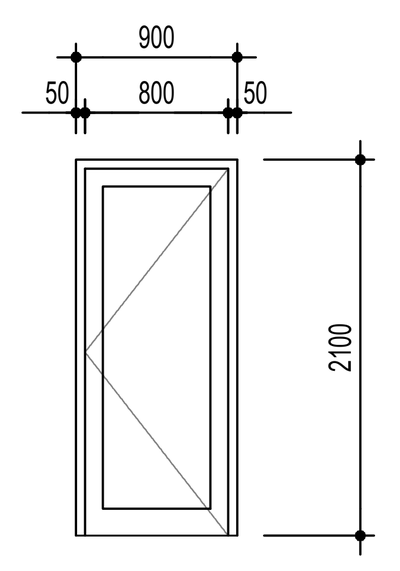	
FRAME	SHOPFRONT SHALL BE THE SYSTEM AS SUPPLIED BY WISPECO ALUMINIUM SYSTEMS. MANUFACTURE SHALL BE IN ACCORDANCE WITH THE MANUALS AS PROVIDED BY WISPECO ALUMINIUM SYSTEMS	
CONSTRUCTION	AS PER WISPECO ALUMINIUM SYSTEMS SPECIFICATIONS	
HARDWARE		
GLASS	PG SMART GLASS - IGDB 9909. "ECLIPSE ADVANTAGE - SINGLE GLAZED LOW E , CLEAR WITH u VALUE OF 3.83, SHADING CO-EFF. 0.72.	
FINISH	EPOXY POWDER COATED (ITC GLOSS WHITE FROM INTERPON)	
GENERAL	1.0 PAIR - DPH207 "T" 500X25MM STAINLESS STEEL "T" SHAPED STRAIGHT BACK-TO-BACK PULL HANDLES. 1.0 EACH - DORMA D037D EURO-PROFILE CYLINDER DEAD LOCK (ST/STEEL) 1.0 ONLY - CISA C2000 0G300-10-12 65MM DOUBLE CYLINDER, EN1303 SECURITY GRADE 3, NICKEL PLATED FINISH 2.0 EACH - DORMA DCE-002 STAINLESS STEEL EURO PROFILE ESCUTCHEON 3.0 ONLY - EREBUS HEAVY DUTY ADJUSTABLE ROLLER BOLT. 1.0 ONLY - HOWICK H400 150X20MM ALUMINIUM LEVER FLUSH BOLTS. 1.0 ONLY - HOWICK H409 600X20MM ALUMINIUM LEVER ACTION FLUSH BOLTS. 1.0 EACH - DORMA DPS-SS-032 DUST PROOF SOCKET 3.0 PAIR - DORMA DBB-SS-009 102X75X3MM STAINLESS STEEL TWO BALL BEARING BUTT HINGE 1.0 EACH - DORMA DDS-SS-017 STAINLESS STEEL FLOOR STOP BTS 75 ADJUSTABLE FLOOR SPRING WITH DOUBLE ACTION ACCESSORIES FOR 120KG DOOR LEAF WITH 7510SS,7422,8062 MECH AND SPINDLE ALLOW FOR VINYL FROSTING TO 70 % OF THE GLAZED SECTIONS. DIMENSIONS ON THIS DRAWING SHALL BE VERIFIED ON SITE, PRIOR SHOP DRAWING AND MANUFACTURE.	

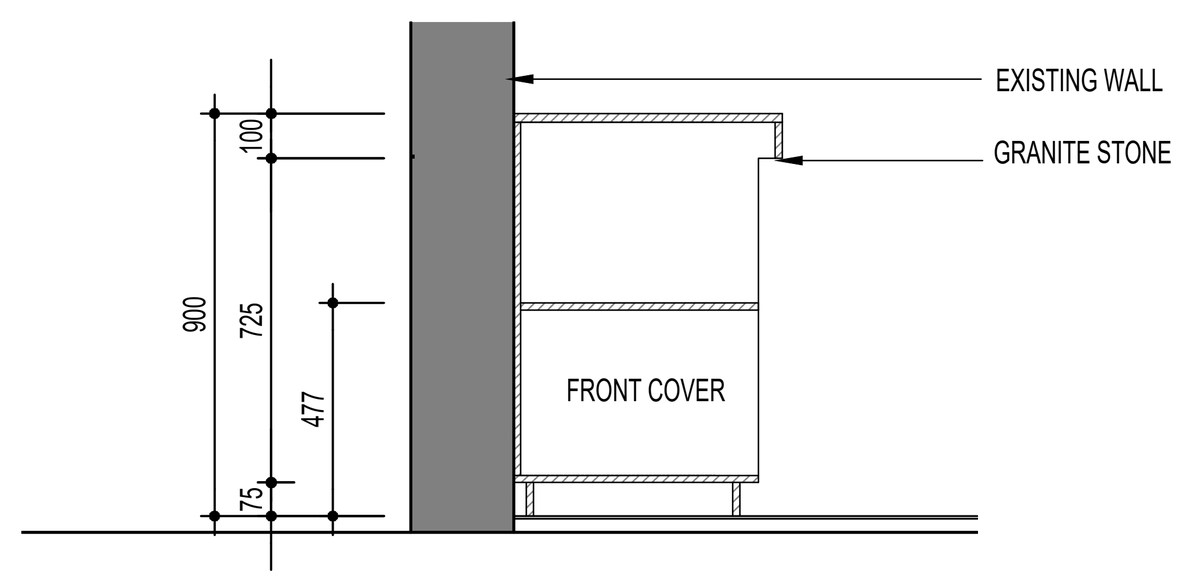

CUPBOARD DETAIL 01
SCALE 1:20

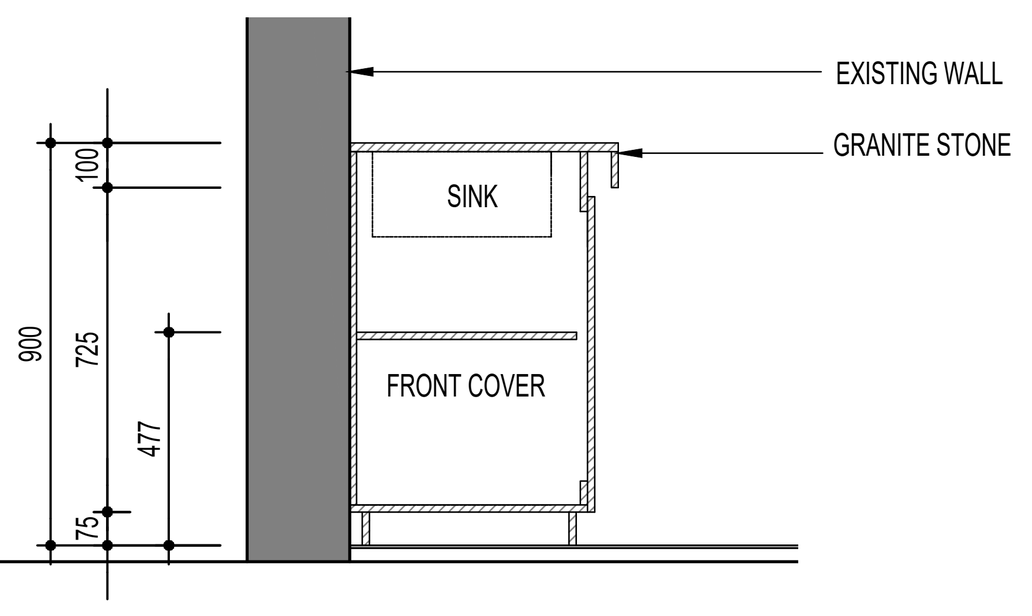

CUPBOARD DETAIL 02
SCALE 1:20

FINISHES SCHEDULE

CILLS	SKIRTING	WALLS		FLOORS	CEILINGS	
PREPARE AND PAINT WITH MIN 2 FINISHING COATS OF, WHITE LOW SHEEN PAINT OR SIMILAR & APPROVED ON WELL PREPARED SUBSTRATE, TO BE FREE OF ALL DEFECTS. GYSUM & PLASTER PRIMER TO BE APPLIED TO SUBSTRATE. APPLICATION TO BE DONE IN STRICT ACCORDANCE WITH MANUFACTURERS INSTRUCTION.	100MM CUT TILE AS PER FLOOR	600 X 1200MM POLISHED FULL BODIED PORCELAIN TILE,INSTALLED FROM CENTRE, INSTALLED AS PER MANUFACTURES SPECIFICATION. SAMPLE TO BE PROVIDED FOR APPROVAL BY ARCHITECT PRIOR TO INSTALLATION ALLOW R650/SQM EXCL. GROUT AND INSTALLATION. GROUT COLOUR : DOVE GREY. TILES TO BE INSTALLED ADHESIVE.	PREPARE AND PAINT WITH MIN 2 FINISHING COATS OF, WHITE LOW SHEEN PAINT OR SIMILAR & APPROVED ON WELL PREPARED SUBSTRATE, TO BE FREE OF ALL DEFECTS. GYSUM & PLASTER PRIMER TO BE APPLIED TO SUBSTRATE. APPLICATION TO BE DONE IN STRICT ACCORDANCE WITH MANUFACTURERS INSTRUCTION.	895MM X 220MMWHITEWASHED HEAVY COMMERCIAL RECTIFIED PORCELAIN TILES. INSTALLED ON A WELL PREPARED NEW FLAT SCREED SELF LEVELING SCREED. PROVIDE TILE EXPANSION STRIP AT EVERY 3M VERTICAL AND 3M HORIZONTAL AS PER ALUMINIUM MOVEMENT JOINTS. INSTALL MARINE-GRADE STAINLESS STEEL TRANSITION STRIPS BETWEEN CHANGES IN FLOOR FINISHES. SAMPLES TO BE PROVIDED FOR APPROVAL BY ARCHITECT PRIOR TO INSTALLATION INSTALLED AS PER MANUFACTURERS INSTRUCTION.	SUPPLY & INSTALL A 12MM THICK STANDARD GYPSUM BOARD WITH TAPERED EDGES, FIXED TO A SUSPENDED CEILING GRID SYSTEM FEATURING A 25MM REVEAL PROFILE. THE CEILING SYSTEM COMPONENTS, INCLUDING THE MAIN TEES AND CROSS TEES, MUST BE INSTALLED IN STRICT ADHERENCE TO THE MANUFACTURER'S DETAILED INSTRUCTIONS AND TECHNICAL DATA, ENSURING A STRUCTURALLY SOUND, LEVEL, AND RIGID SUPPORT STRUCTURE. THE GYPSUM BOARD JOINTS AND SCREW FIXINGS ARE TO BE FULLY FLUSHED AND FINISHED SMOOTHLY BEFORE THE FINAL DECORATIVE COATING OF 100% GLOSS ENAMEL PAINT IS APPLIED TO THE ENTIRE BULKHEAD SURFACE.	CEILING GRID AND TILE: EXISTING CEILING GRID AND TILE TO REMAIN. INSTALL NEW BULKHEAD AND REPLACE ALL FITTINGS IN CEILING.
O	O	O	O	O	O	O

KITCHEN: GENERAL NOTES

KITCHENS : GENERAL NOTES

TAPS:
ENIX SQUARE SWIVEL CHROME AS PER FRANKE OR EQUIVALENT & APPROVED, FITTED TO TOP OFF WHB. PROVIDE ISOLATING BALL VALVES AS PER FRANKE.

SINK:
QUINLINE QLX 621-120 STAINLESS STEEL AS PER FRANKE OR EQUIVALENT & APPROVED. PROVIDE SPAZI F/2 DOUBLE BOWL PLUMING KIT AND ALL NECESSARY ACCESSORIES AND FITTINGS.

HYDROBOIL:
25-30 CUPS, 1.5 ELEMENT RATING AT 318 X 150 X 460MM SIZE. ZIP STAINLESS STEEL INSTANT BOILING WATER UNIT: 261009 AS PER ZIP SPECIFICATIONS OR EQUIVALENT & APPROVED. PROVIDE ALL NECESSARY ACCESSORIES AND FITTINGS.

COUNTERTOP :
20MM COLONIAL CREAM, GRANITE. ALL EXPOSED EDGES TO BE POLISHED. FIX TO TOP OF GMS BRACKETS.

CUPBOARD DOORS:
16MM GLOSS WHITE BOARD DOORS WITH BACKING AND IMPACT EDGES ALL ROUND. FIT 2 S/S CUPBOARD HINGES AS PER UNION OR EQUIVALENT & APPROVED, TO EACH DOOR.

FRONT COVER:
AS PER DOORS.

MIDSHELF/SHELF:
AS PER DOORS:

HANDLES:
FLAT BAR, HOLLOW, STAINLESS STEEL, 128MM, CODE 8267 AS PER GELMAR OR EQUIVALENT & APPROVED.

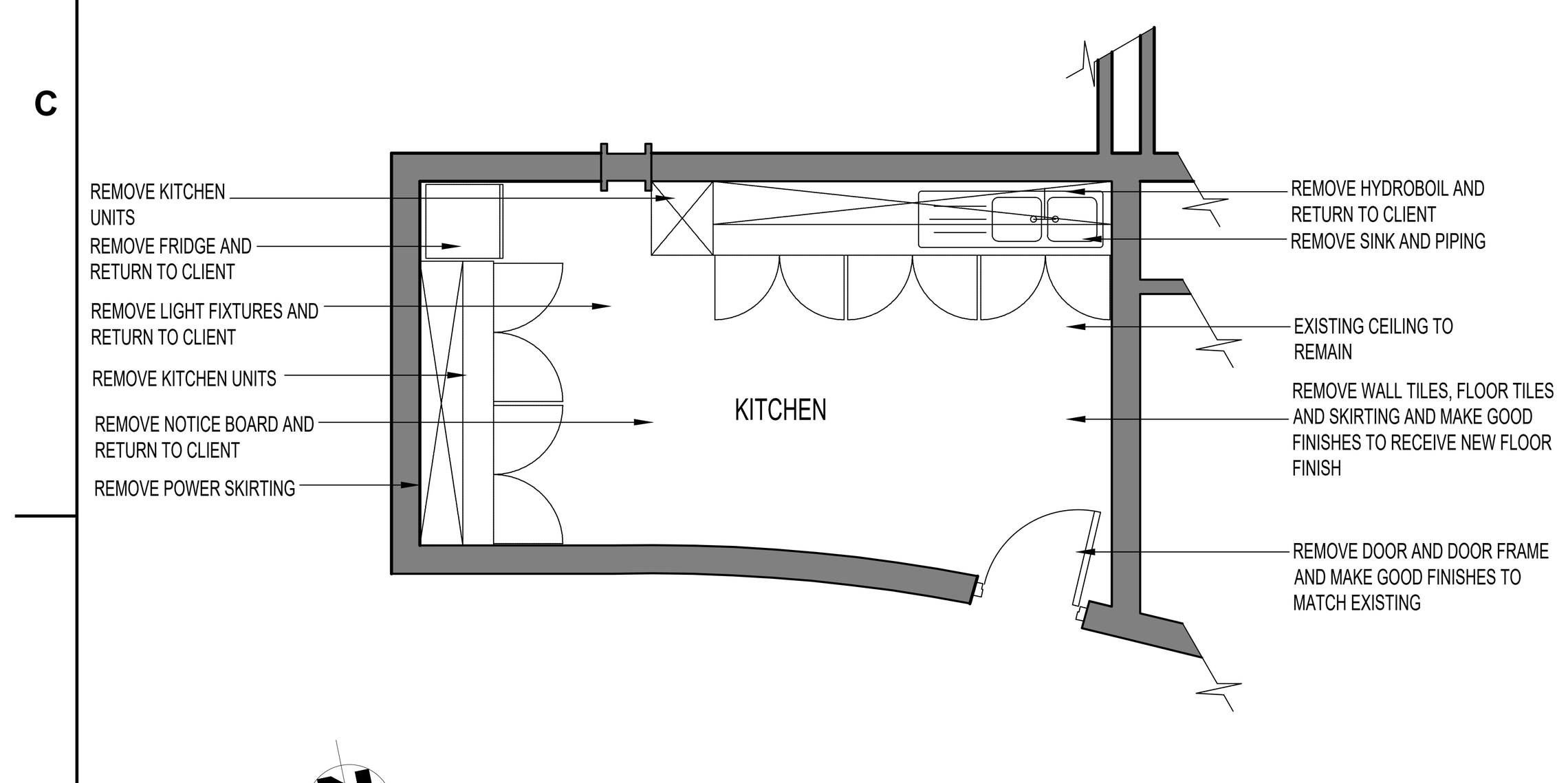

DEMOLITION PLAN
SCALE 1:50

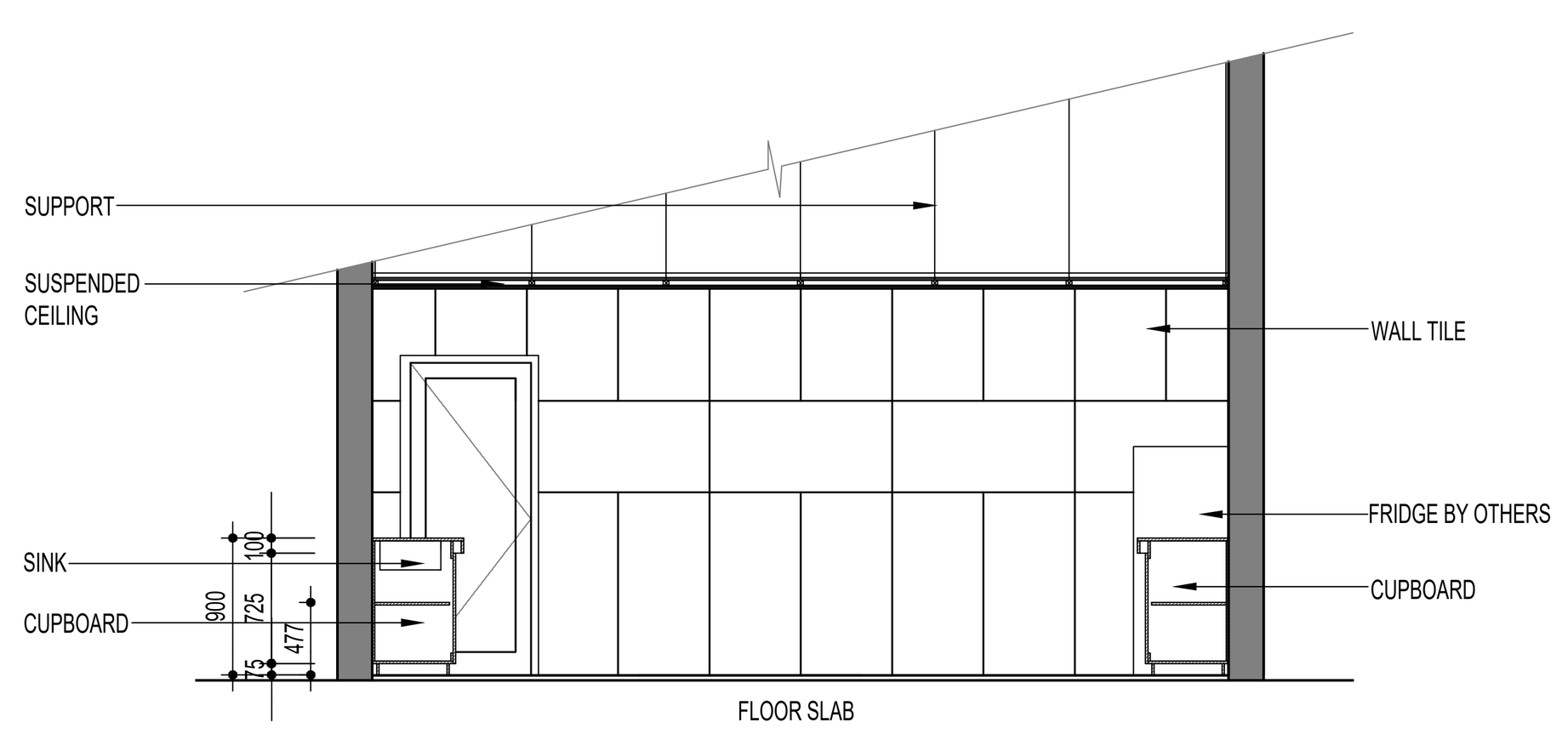

SECTION 01
SCALE 1:50

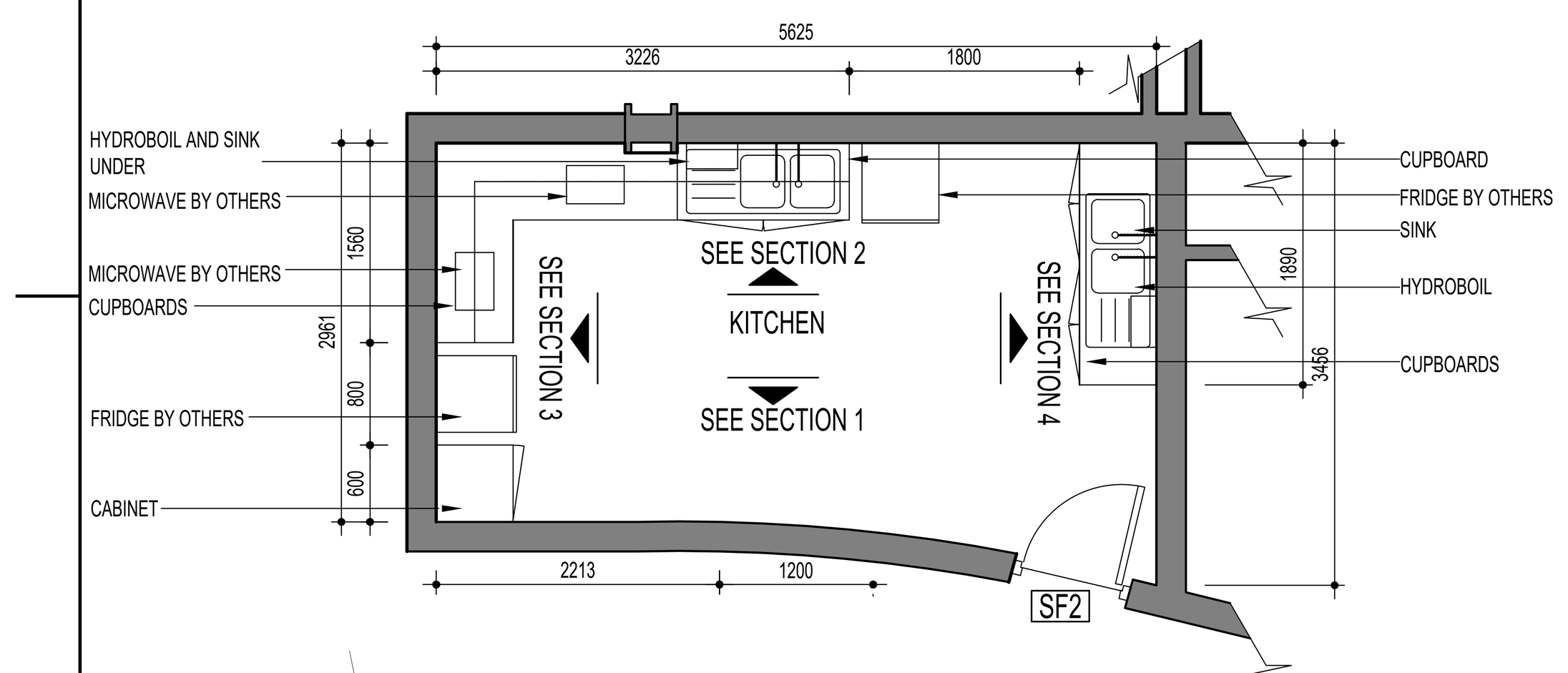

GENERAL PLAN
SCALE 1:50

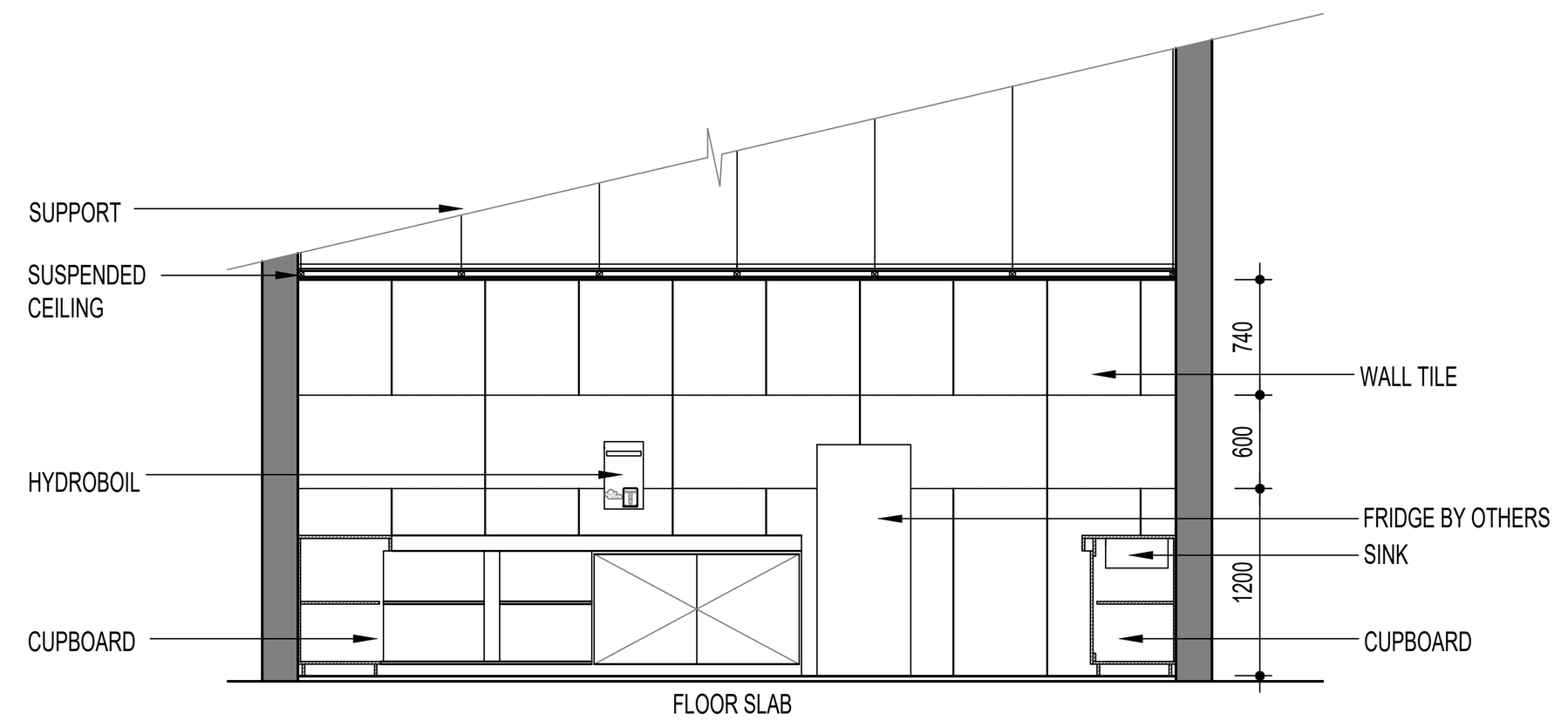

SECTION 02
SCALE 1:50

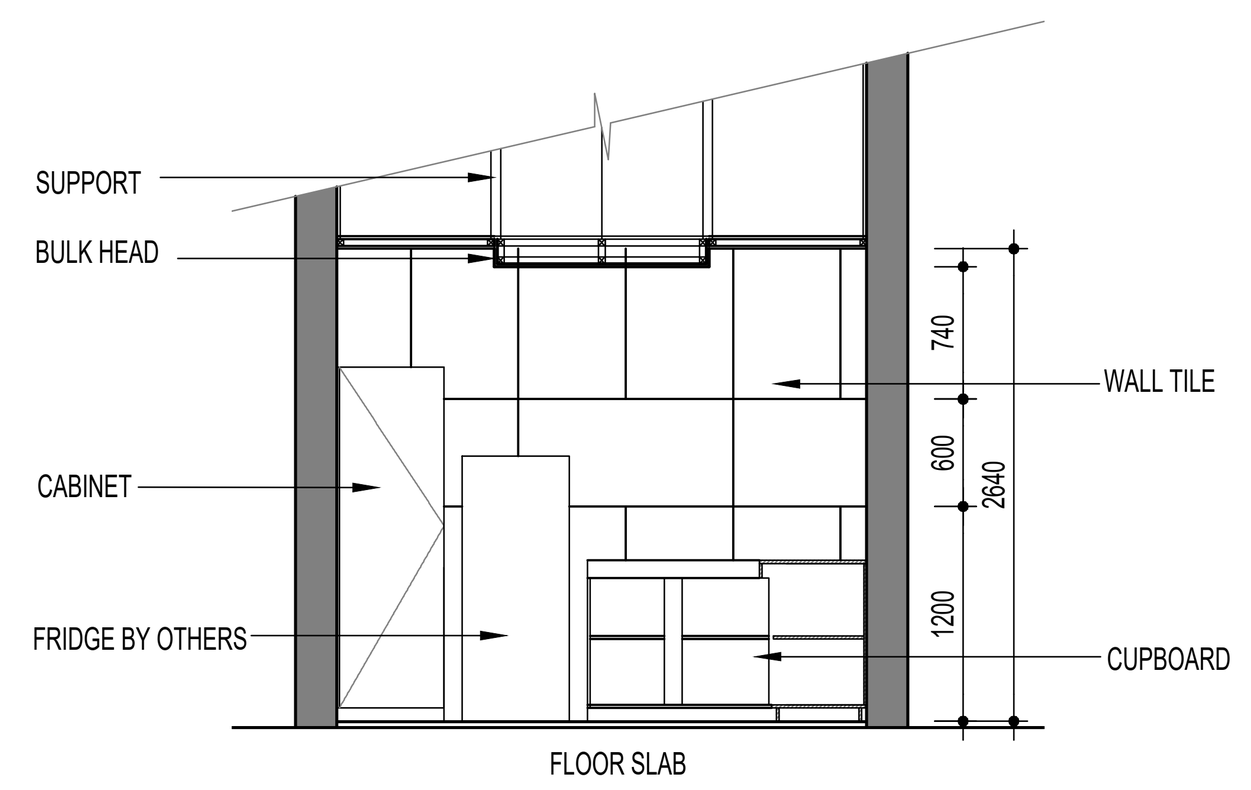

SECTION 03
SCALE 1:50

NOTE: SETTING OUT FLOOR PLANKS TO BE AT THE CENTRE OF THE ROOM IN BOTH DIRECTIONS

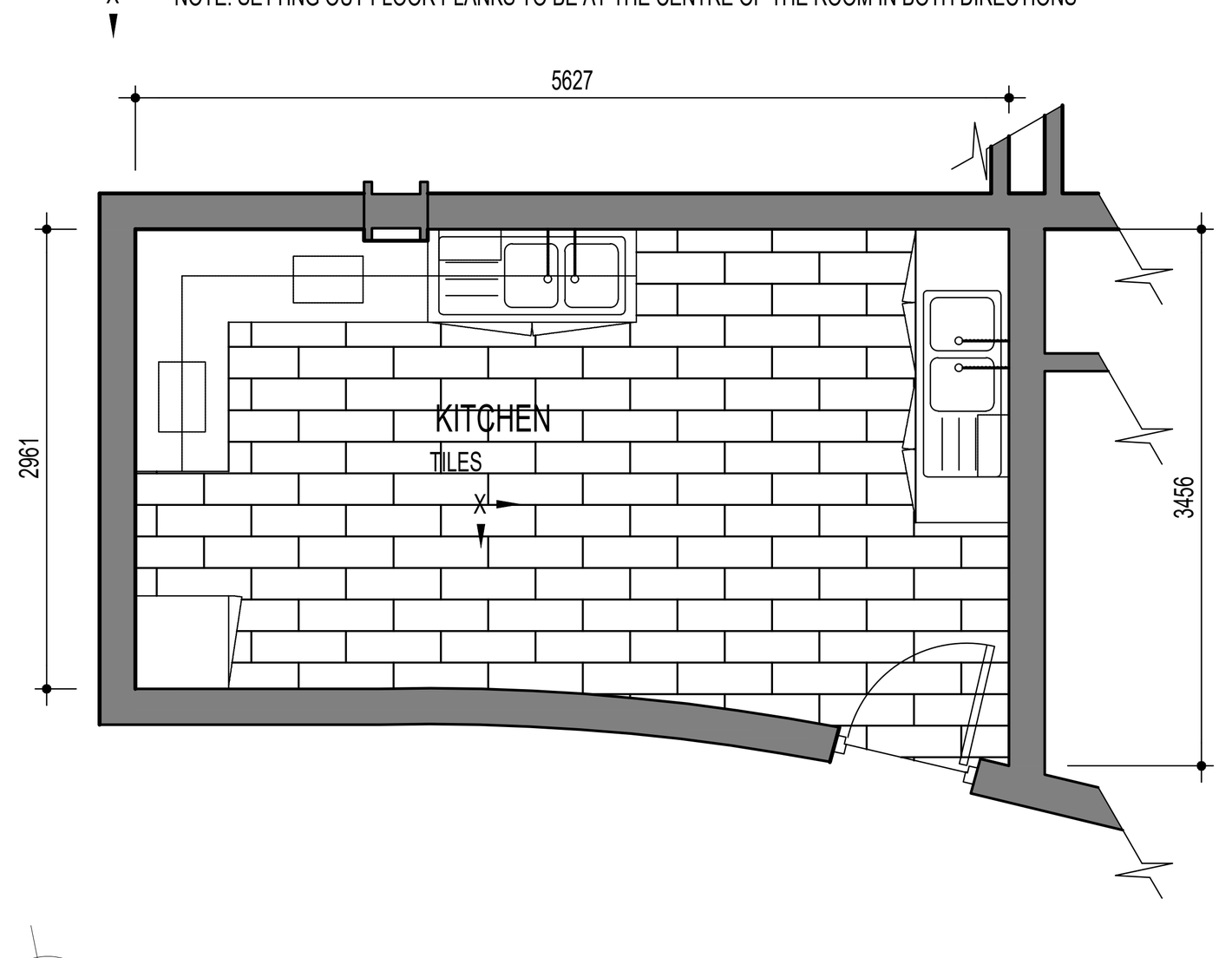

PROPOSED PLAN
SCALE 1:50

CEILING FINISHES

BULKHEAD:
12MM THICK CAPCO GYPSUM BOARD SUSPENDED WITH CAPCO T-GRID 'REVEAL 25' USED AS PER MANUFACTURER'S INSTRUCTIONS.

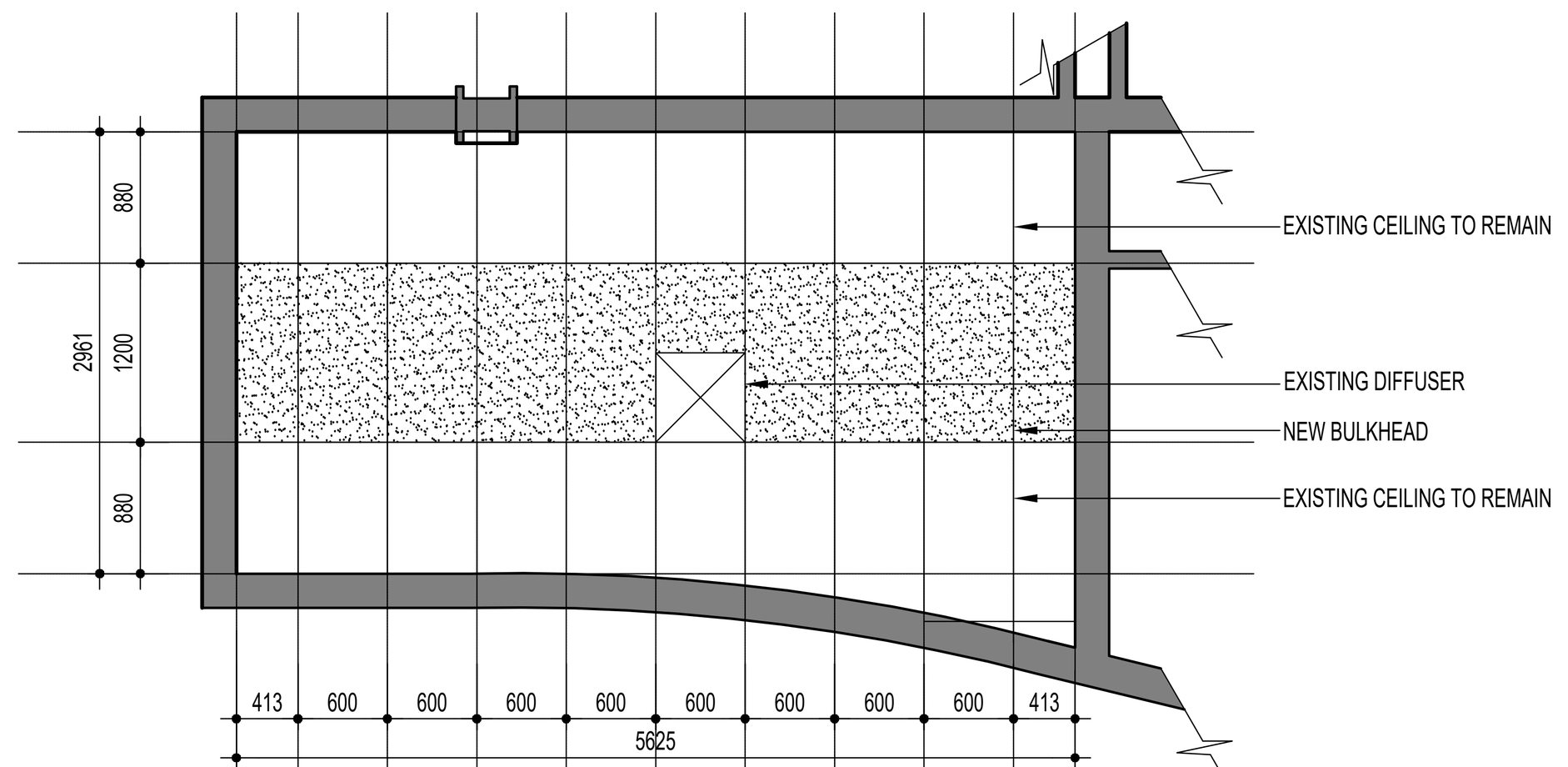

CEILING PLAN
SCALE 1:50

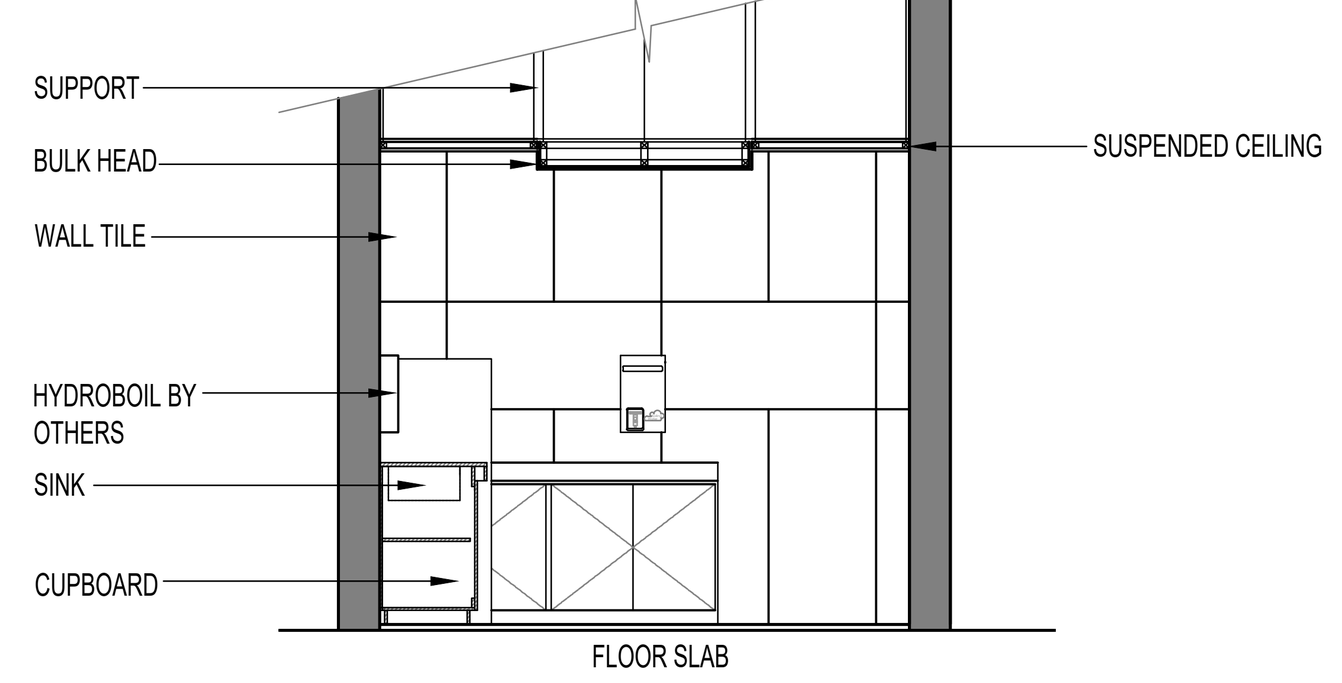

SECTION 04
SCALE 1:50

NOTES

1. Do not scale drawing - only dimensions shown to be used.
2. The contractor shall verify all conditions, dimensions and levels on the site and notify the NEC supervisor of any variations before construction.
3. All levels are in meters to mean sea level.
4. Where brand or trade names are referenced in the drawing(s), equivalent and approved products shall be considered by the project team. The product manuals, information sheets or data sheets shall be submitted for review and approval prior to construction, installation and/ or manufacture.

REFERENCE DRAWINGS

DRAWING NO.	REFERENCE
XDN.E.0037-1-100-A-GA-1002-01-0A	FIRST STOREY PROPOSED LAYOUT PLAN

FOR SQUAD CHECK

NO.	DESCRIPTION	BY	CHKD	APPD	DATE
0A	ISSUED FOR TENDER				

REVISIONS

This Document including all design and information therein is Confidential Intellectual Property of Transnet. Copyright and all other rights are reserved by Transnet. This Document may only be used for its intended purpose.

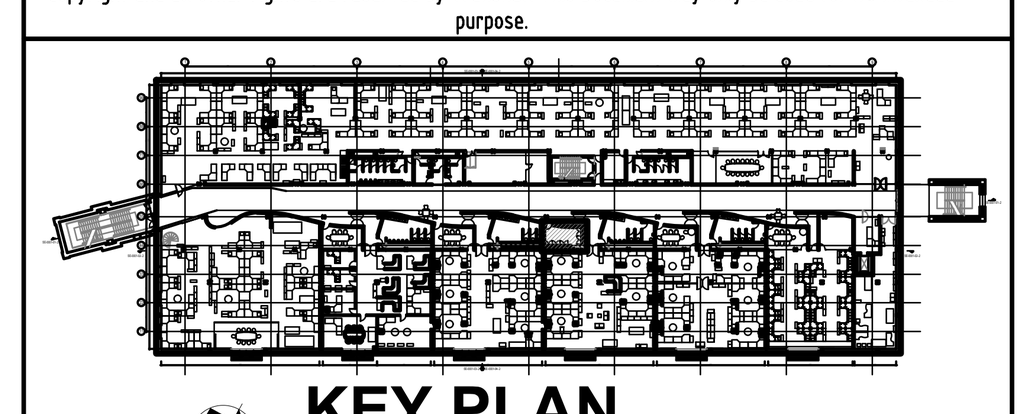

KEY PLAN
1:1250

CONTRACTOR / CONSULTANT

TITLE	NAME	SIGN	DATE
DRAWN	.		. . .
CHECKED	.		
DESIGNED	.		. . .
CHECKED	.		

PR.ENG. / PR.TECH./PR. ARCH

NAME — DATE
SIGNATURE
REG. NUMBER
TITLE

TRANSNET NATIONAL PORTS AUTHORITY

TITLE	NAME	SIGN	DATE
DRAWN	ZZ		
CHECKED	AN		
DESIGNED	ZZ		
CHECKED	AN		

PR.ENG. / PR.TECH./PR. ARCH

NAME MR. N. NAGAN — DATE
SIGNATURE
REG. NUMBER
SCALE

TRANSNET
Transnet National Ports Authority
TRANSNET SOC Ltd : REG No. 1990/000900/30
(237 MAHATMA GANDHI RD, POINT, 4001)
(DURBAN) TEL: 031 361 1791

PROJECT / AREA / ASSET / SUBJECT/DRAWING TITLE

PORT OF DURBAN

REFURBISHMENT TO QUEENS WAREHOUSE FIRST STOREY PASSAGE KITCHEN LAYOUTS AND DETAILS

PAPER SIZE	TRANSNET DRW. NO.	REV.
A0	XDN.E.0037-1-100-A-LA-1002-01	0A
	PROJECT DRG. NO.	REV.